

The Year in Review

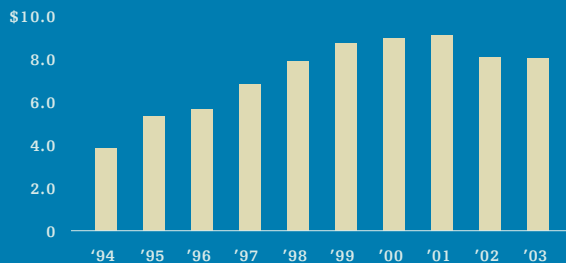
January 1–December 31, 2003

Total Assets	\$7.93 billion
Total Dollar Amount of Grants and Contracts Awarded*	\$316.5 million
Total Dollar Amount of Grants and Contracts Paid**	\$440.94 million
Total Number of Proposals Received	5,195
Total Number of Grants and Contracts Awarded	927
Average Grant Size	\$343,208

The Robert Wood Johnson Foundation Funding Highlights

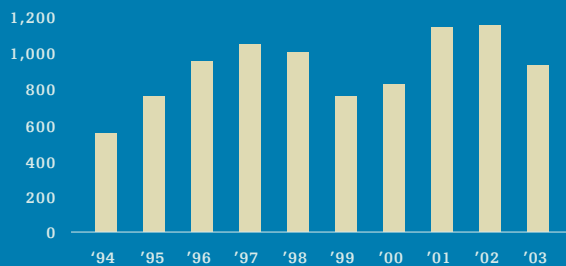
ASSETS OF THE FOUNDATION 1994–2003

(in billions)

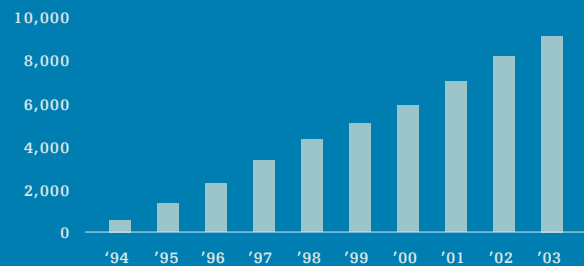


NUMBER OF GRANTS AND CONTRACTS AWARDED 1994–2003

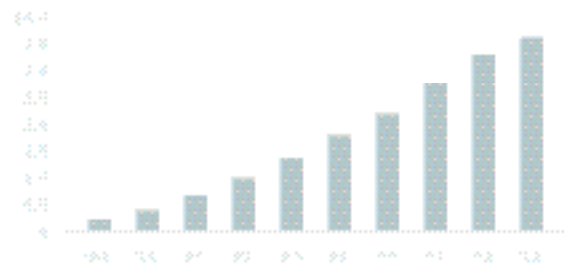
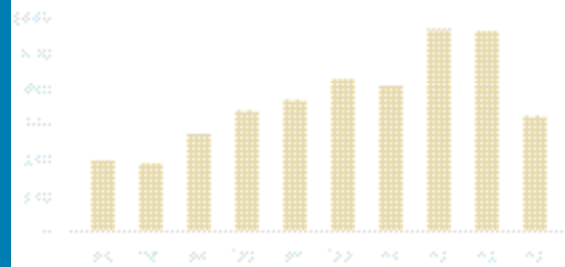
Individual Years



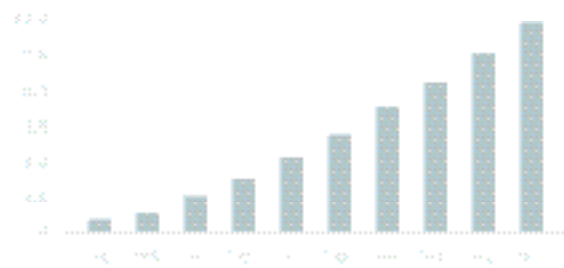
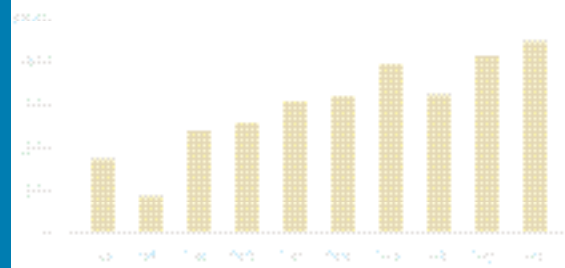
Cumulative



DOLLAR AMOUNT OF GRANTS AND CONTRACTS AWARDED 1994-2003



DOLLAR AMOUNT OF GRANTS AND CONTRACTS PAID 1994-2003



* "Grants and Contracts Awarded" reflects program commitments made in the current year (2003) for program activities, for which payments may be made in 2003 or in subsequent years.

** "Grants and Contracts Paid" reflects program authorizations and awards made in the current year (2003) or in prior years for which payments were made in 2003.

Distribution of 2003 Funds

During 2003, the Foundation made 927 grants and contracts, totaling \$316.5 million in support of programs and projects to improve health and health care in the United States. These awards, viewed in terms of the Foundation's principal objectives, were distributed as follows.

DISTRIBUTION OF AWARDS BY GEOGRAPHIC REGION (\$316.5 million)

REGION	PERCENTAGE OF RWJF FUNDS	REGION	PERCENTAGE OF RWJF FUNDS
West-North-Central	4.24%	East-South-Central	2.92%
East-North-Central	11.76%	West-South-Central	2.03%
New England	10.32%	Mountain	3.62%
Middle Atlantic	24.04%	Pacific	19.75%
South Atlantic	21.32%		

DISTRIBUTION OF AWARDS BY GOAL (\$316.5 million)

- 24%** **Access** \$76.53 million for programs that assure that all Americans have access to quality health care at reasonable cost.
- 20%** **Chronic Health Conditions** \$63.33 million for programs that improve the quality of care and support for people with chronic health conditions.
- 19%** **Health & Well-Being** \$61.27 million for programs that promote healthy communities and lifestyles.
- 23%** **Substance Abuse** \$71.39 million for programs that reduce the personal, social and economic harm caused by substance abuse—tobacco, alcohol and illicit drugs.
- 12%** **Other Health and Health Care** \$37.05 million for other health and health care programs.
- 2%** **General Philanthropy** \$6.93 million for projects addressing the Foundation's mission mainly in New Brunswick, New Jersey where the Foundation originated.

DISTRIBUTION OF AWARDS BY PORTFOLIO AND OBJECTIVE (\$316.5 million)

- 57%** **Targeted** \$181.26 million for programs that achieve specific improvements in targeted health and health care fields within a defined time frame.
- 18%** **Human Capital** \$55.79 million for programs that center on attracting, developing and retaining high-quality leadership and a workforce to improve health and health care.
- 17%** **Vulnerable Populations** \$55.06 million for programs that center on supporting and disseminating innovative community programs that improve and sustain health and health care outcomes for vulnerable populations.
- 17%** **Pioneer** \$527.5 thousand for programs that seek and support innovative undertakings that could lead to breakthroughs in health and health care.
- 2%** **New Jersey** \$5.52 million mainly for programs in New Brunswick and the surrounding Middlesex county communities.
- 6%** **Other** \$18.34 million for programs that are consistent with the Foundation's overall mission but are not aligned with a portfolio or targeted objective.

DISTRIBUTION OF AWARDS WITHIN THE TARGETED PORTFOLIO, BY OBJECTIVE (\$181.26 million)

- 18%** **Addiction Prevention and Treatment** \$33.40 million
- 14%** **Childhood Obesity** \$26.22 million
- 10%** **Coverage** \$18.65 million
- 10%** **Disparities** \$17.38 million
- 7%** **End-of-Life Care** \$12.70 million
- 1%** **Nursing** \$2.31 million
- 5%** **Public Health Leadership and Capacity** \$8.26 million
- 19%** **Quality** \$34.10 million
- 16%** **Tobacco** \$28.24 million

